



---

# ELINE MART

AUTO PARTS eCOMMERCE PLATFORM

[WWW.ELINEMART.COM](http://WWW.ELINEMART.COM)

---

## *INTRODUCTION*

# WELCOME TO ELINE MART

Eline, a combination of “E” and “Line”, a row of all the automobile parts and accessories. An online marketplace for “Auto parts” where registered suppliers can offer to sell their products to registered users of Application including to resellers and other Users.



## **AUTO PARTS**

Range from the smallest fasteners to the largest body panels, from the engine to vehicle accessories.



*AUTO PARTS*

## ONLINE AUTOMOTIVE MARKETPLACE

The portal helps a “Seller” to add the product or create an online catalogue matching their product specifications.

Options to add the catalogue in **EIGHT** vehicle types.



2-Wheeler



3-Wheeler



4-Wheeler



Golf Cart



e-Bus



e-Cycle



e-Tractor



e-Truck

*AUTO PARTS*

# CATEGORIES TO SELL ONLINE

Create an online catalogue in **25+** categories  
under vehicle types.



- ✓ Accessories
- ✓ Air Conditioning
- ✓ Battery
- ✓ Belts Chain, Rollers And Control Cables
- ✓ Body and Trims
- ✓ Brake Systems
- ✓ Charger
- ✓ Clutch System
- ✓ Controllers
- ✓ Convertor
- ✓ Electric Components
- ✓ Engine
- ✓ Exhaust System
- ✓ Fasteners
- ✓ Filters
- ✓ Ignition System
- ✓ Interior & Safety
- ✓ Lightings
- ✓ Motor
- ✓ Oils & Fluids
- ✓ Pipes and Hoses
- ✓ Sealing Rings
- ✓ Service Kit
- ✓ Steering
- ✓ Suspension and Arms
- ✓ Switches, Sensors Relays & Control Unit
- ✓ Transmission
- ✓ Tyres and Alloys




*ELINE MART*  
HOW IT WORKS



**Create Account**

Register your account.



**List Product**

List the products you want to sell in your supplier panel.



**Get Orders**

Start getting orders of customers actively shopping on our platform.



**Deliver Orders**

Deliver the order you receive in your supplier panel.



**Receive Payments**

Payments are deposited directly to your bank account following a 7-day (working) payment cycle from order delivery.

*AUTO PARTS*

## ADDING AN ONLINE CATALOGUE

“Seller” needs to register on ELINE MART. Checklist of all that is required to start registering as an Eline Mart Seller:

- Active Email-ID and Mobile Number
- GST Number, PAN Details
- Active Bank Account for payment
- Business Address proof



### REGISTER ON ELINE MART

Register yourself to Start selling on the Eline Mart Platform.



### ADD A BRAND

Add the “Brand” of which the “Seller” intends to sell the product online.



### ADD A PRODUCT

Create an online catalogue matching their product specifications.




### GET ORDERS

Start getting orders of customers and ensure the successful delivery of the orders.



*ELINE MART*

## HOW BUYER WILL PLACE AN ORDER



### CHOOSE A PRODUCT

Buyer will choose the product on ELINE MART



### MAKE PAYMENT

Buyer will make an online payment for the product.



### SELLER GETS AN ORDER

Seller receives an order in supplier panel.



# GET IN TOUCH



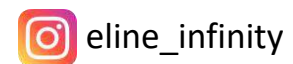
Seller Register now at:  
[WWW.ELINEMART.COM](http://WWW.ELINEMART.COM)



Visit for more details:  
[SELLER.ELINEMART.COM](http://SELLER.ELINEMART.COM)



For more details email us at:  
[sellersupport@elinemart.in](mailto:sellersupport@elinemart.in)





THANK YOU

ELINE INFINITY PRIVATE LIMITED